



Criminal Justice Commission

Dashboards

INTRODUCTIONS



Mike Schmidt
Executive Director

Ross Caldwell
Programs Director

Ken Sanchagrin
Research Director

BACKGROUND



- The mission of the Criminal Justice Commission is to improve the legitimacy, efficiency, and effectiveness of state and local criminal justice systems.
- To accomplish this mission, the CJC does many things, including:
 - Providing an impartial forum for policy development and planning,
 - Analyzing capacity and use of corrections resources,
 - Conducting research and releasing reports examining the Oregon criminal justice system, and
 - Acting as a clearinghouse for criminal justice data and statistical analyses.
- A key component of all these efforts is data.

BACKGROUND



- To link the use and understanding of data to our mission, the CJC needed to find ways to bridge the gap between our agency and stakeholders.
- Initially, this meant touring the state with a giant PowerPoint presentation.



BACKGROUND



- But PowerPoints, like reports and other means of communicating data, were static and inaccessible.
- So, the CJC began to use dashboards to fill the gap. Why dashboards?
 - Dashboards can be updated as often as data is received.
 - Dashboard utilize graphics to communicate complex ideas, trends, and associations.
 - Dashboards are available to anyone, anywhere there is an internet connection.



BACKGROUND



- Since building our first dashboard, we have invested significant resources and staff time into refining and improving them.
 - SAC Grant Funding
 - Research Analyst II with Tableau skills
 - Purposeful discussions at all levels during the design, redesign, and building phases of dashboard construction

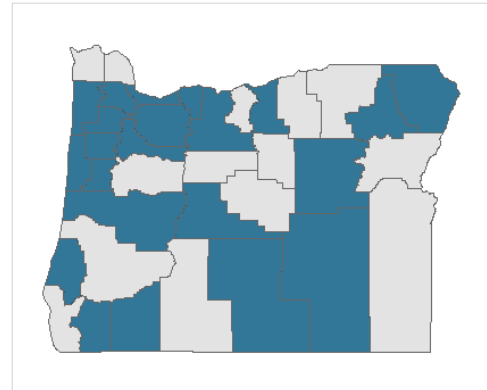


BACKGROUND

Introduction to Justice Reinvestment	Justice Reinvestment County Program Overview	Transition Services	Treatment Programs	Skill Building Programs	Jail & Local Sanction Programs	Supervision Programs
--------------------------------------	--	----------------------------	--------------------	-------------------------	--------------------------------	----------------------

Counties Funding JRI Transition Services Programs

(click on county for detailed table, click again to return to all counties)



Transition Services: Programs provide a variety of services to offenders transitioning back to the community from prison or local jail including housing.

Housing Includes rental assistance, vouchers and transitional housing with and without support or treatment services.

Re-Entry Release planning and assessments, community referrals, and other basic support services designed to meet an offenders needs upon release.

Transition Programs
All Programs

JRI Funded Program Exists

- No
- Yes

Click the OKB icon to the right to find county Justice Reinvestment program details on the Oregon Knowledge Bank.

Justice Reinvestment Transition Services Program Participants by Quarter

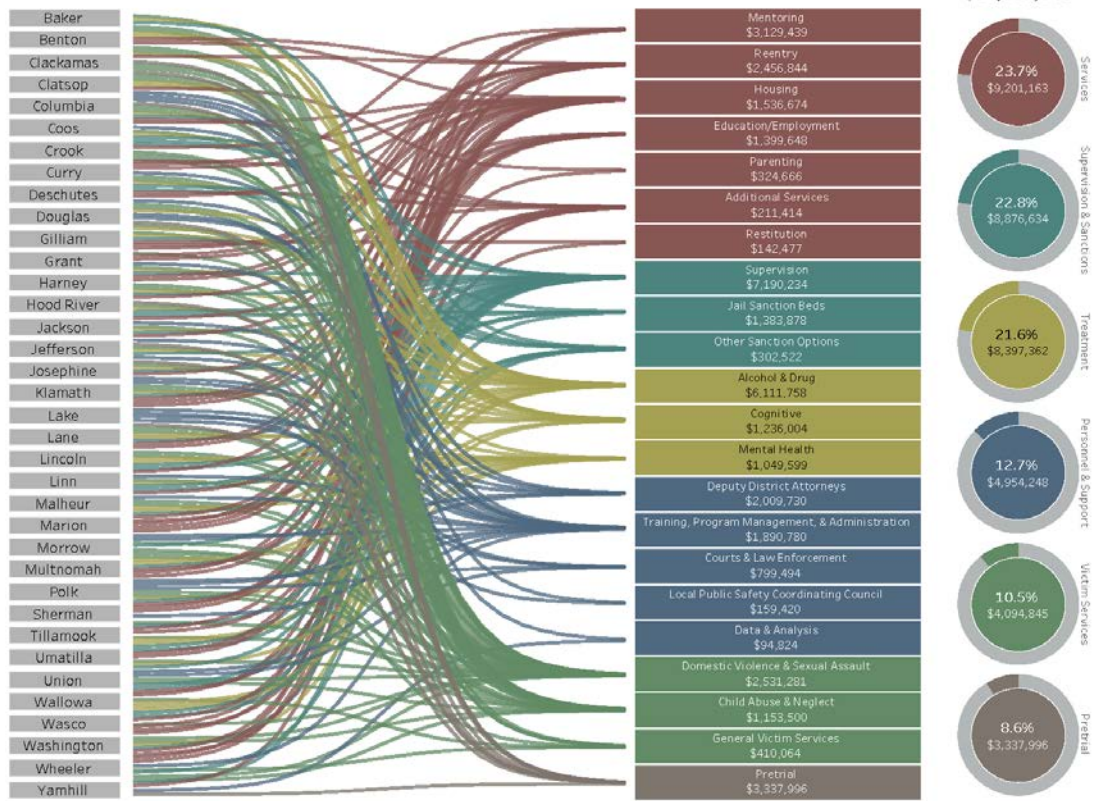
Quarter Qtr 5	Housing				Re-Entry			
	Need	Entering	From Jail	From Prison	Reach-in Contacts	Needs Assess	Reentry Plans	
Statewide	607	781	601	110	517	203	241	
Marion	116	116	0	0	7	0	0	

Justice Reinvestment Transition Services Program Money

	Housing	Re-Entry
State Total	\$2,737,478	\$3,062,266
Marion	\$126,171	\$57,062

2017-2019 Formula Grant	2017-2019 Supplemental Grant	2015-2017 Grant Funding
-------------------------	------------------------------	-------------------------

2017-2019 Justice Reinvestment Grant Funding by County
Hover (do not click) on a county name or program category to see how money is being allocated.
Note: numbers are statewide if not filtered to a county.



Total Money:

\$38,862,248



BACKGROUND



Total Dashboard Page
Views in 2018

13,167

+14% over 2017



DASHBOARD WALKTHROUGHS



- Please navigate to: www.oregon.gov/cjc

The screenshot shows the Oregon Criminal Justice Commission website. At the top, there is a navigation bar with links for Home, Justice Reinvestment, Specialty Courts, Statistical Analysis Center, Grants, and About. A search bar is located on the right. Below the navigation bar is a banner for the "Justice Reinvestment Summit" with a "REGISTER FOR THE 2019 SUMMIT" button. The main content area features a mission statement: "Our mission: To improve the legitimacy, efficiency, and effectiveness of state and local criminal justice systems." Below this is a grid of four main sections: "JUSTICE REINVESTMENT", "SPECIALTY COURTS", "INTERACTIVE DATA", and "PUBLICATIONS". A large red arrow points to the "INTERACTIVE DATA" section. At the bottom, there are sections for "Tools & Other Sites", "Event Calendar", and "Twitter @OregonCJC".

Our mission: To improve the legitimacy, efficiency, and effectiveness of state and local criminal justice systems.

JUSTICE REINVESTMENT	SPECIALTY COURTS	INTERACTIVE DATA	PUBLICATIONS
<ul style="list-style-type: none">• JRI Grant• Funded Programs• Public Safety Task Force• JRI Programs Dashboard	<ul style="list-style-type: none">• Specialty Court Dashboard• Adult Drug Court• Family Drug Court• Mental Health Court	<ul style="list-style-type: none">• Justice Reinvestment Prison Usage• Short-Term Trans Leave (STTL)• Recidivism• Oregon Drug Trends	<ul style="list-style-type: none">• November 2018 Recidivism Report Detailed Tables• HB 3078 Report Exec Summary• 2019 STTL Report• PCS Report Sept 2018 Executive Summary

Tools & Other Sites: [Oregon Knowledge Bank](#)
Event Calendar: [Commission Meeting - ODOT Room 103, 355 Capitol St](#)
Twitter: [@OregonCJC](#)

DASHBOARD WALKTHROUGHS




- After clicking on “interactive data,” you will see our dashboard menu

A screenshot of the Criminal Justice Commission's Interactive Data dashboard. The page has a dark blue header with navigation links: Home, Justice Reinvestment, Specialty Courts, Statistical Analysis Center, Grants, and About. A search bar is on the right. The main content area is white and titled "Interactive Data". It features the Criminal Justice Commission logo, a welcome message, and a signature of Mike Schmidt, Executive Director. Below this is a grid of six dashboard menu items, each with an icon, title, and update date. A large red arrow points to the "Oregon Drug Trends" item.







Criminal Justice Commission / Interactive Data

Interactive Data



Welcome to the Criminal Justice Commission's data portal. The goal of this project is to connect public safety officials with useful and timely data. We hope this interactive look at criminal justice trends informs both statewide and local discussions about public safety. We value your feedback and want to know what is useful and what would make this site even better. Please take a moment to fill out the survey located on each dashboard page.

Mike
Mike Schmidt, Executive Director

 Justice Reinvestment Prison Usage Updated January 18, 2019	 Prison Use for All Crime Types Updated January 18, 2019	 Recidivism Updated January 9, 2019
 Short-Term Trans Leave	 Justice Reinvestment County Programs	 Oregon Drug Trends