



# UNAUTHORIZED USE OF A VEHICLE IN OREGON

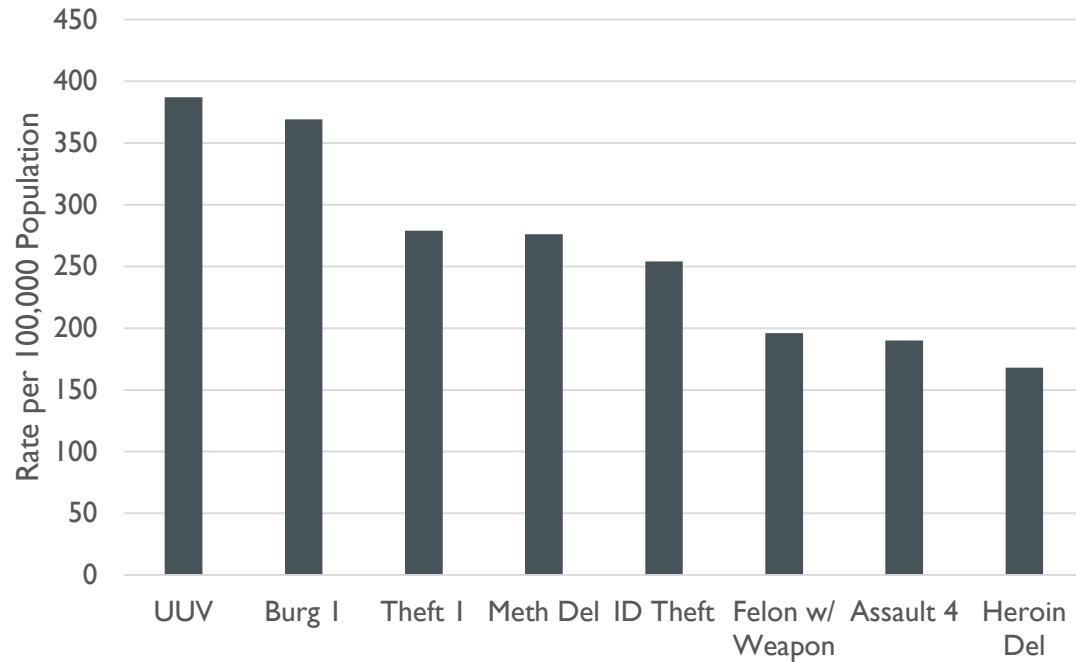
Ross Caldwell  
Ken Sanchagrin  
Criminal Justice Commission

14 December 2018

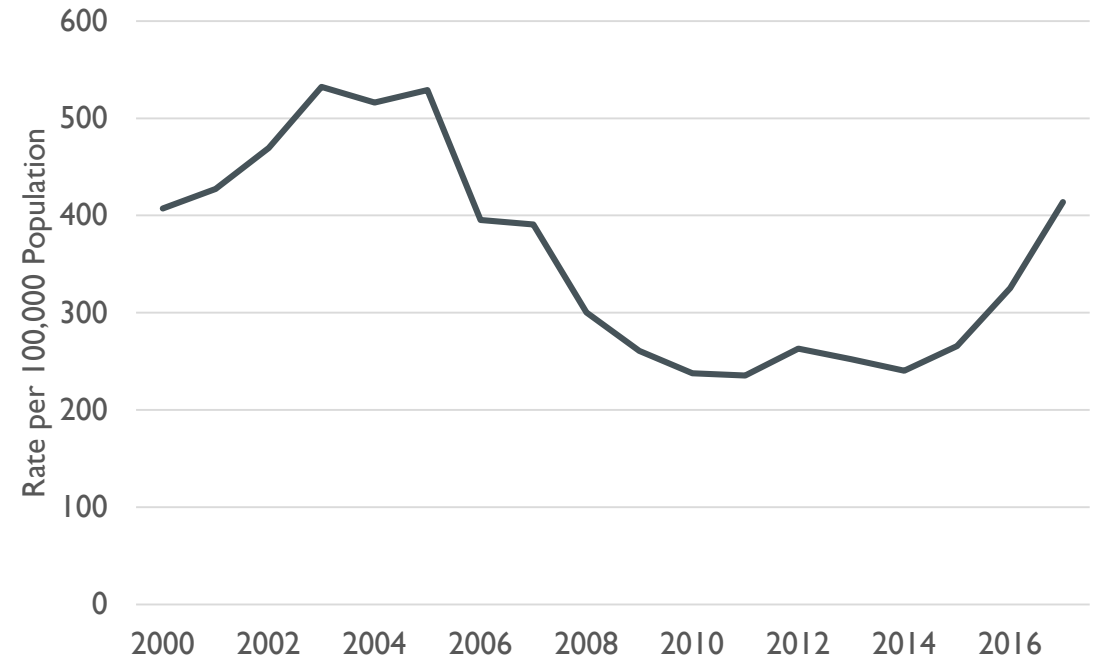
# INTRODUCTION

## WHY FOCUS ON THE CRIME OF UUV?

2017 Top Prison Intake Crimes in Oregon



Trend in UUV Crime Reporting (UCR)

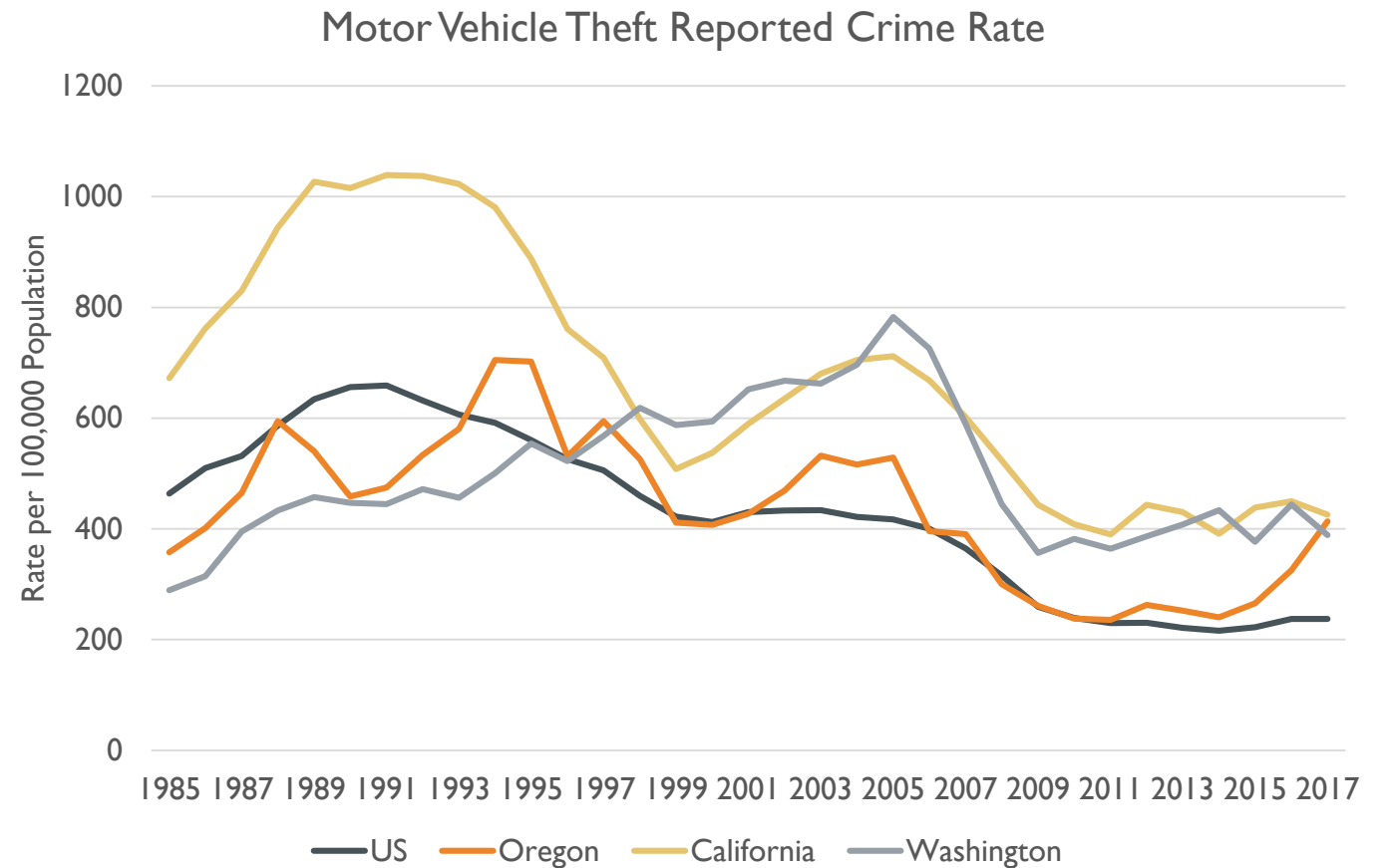




# WHAT DO WE KNOW ABOUT UUV CRIME?

## MACRO-LEVEL VIEW

- How does Oregon compare?
  - Since 2000, Oregon, California, and Washington have displayed similar upward and downward trends.
  - Between 2000 and 2015, Oregon's UUV rate was substantially lower than its neighbors.
  - Beginning in 2015, however, Oregon experienced a significant increase in the UUV rate, closing the previous gap.



# WHAT DO WE KNOW ABOUT UUV CRIME?

## OREGON'S LOCAL VIEW

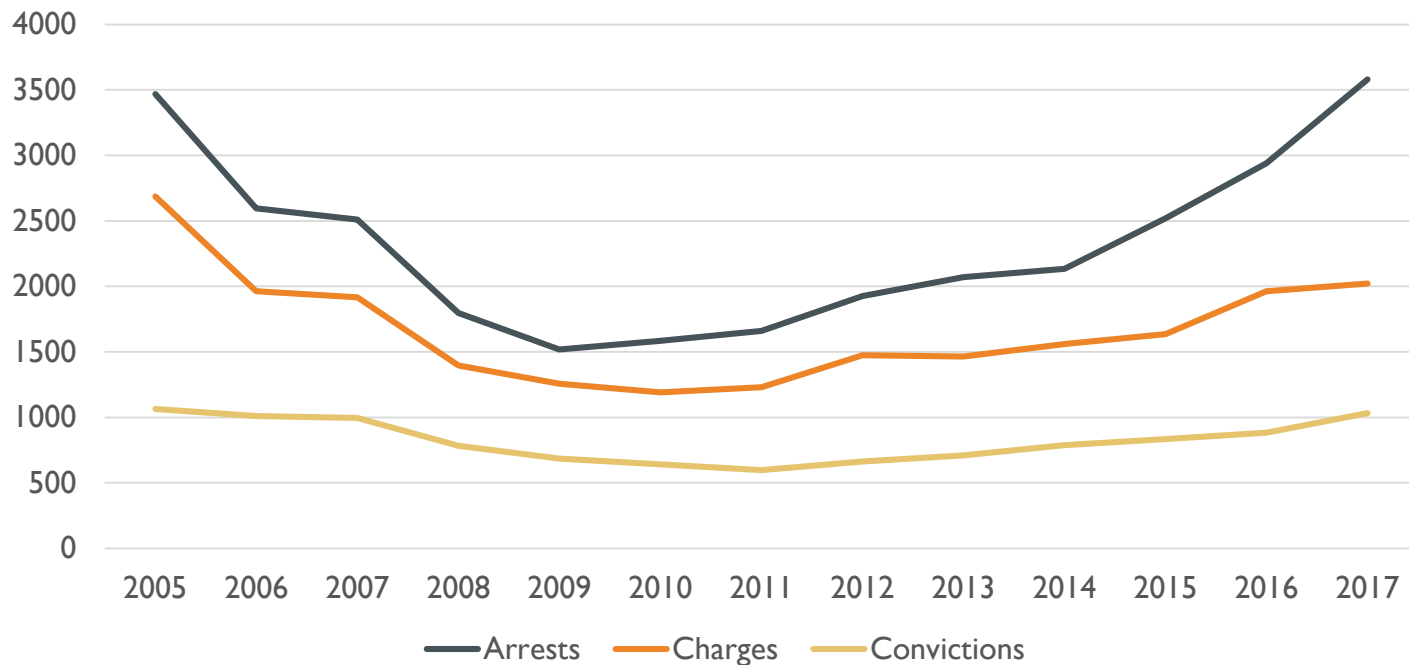
City	2014	2017	Pct. Chg.
Portland	548	1,123	+105%
Salem	399	508	+27%
Eugene	332	324	-2%
Springfield	311	265	-15%
Beaverton	102	209	+105%
Bend	106	109	+3%
Medford	300	365	+22%
Grants Pass	509	544	+7%
Vancouver, WA	487	601	+23%

- While Oregon has seen a steady increase overall since 2014, the impact has not been distributed evenly across the state.
- Much of the Portland Metro area has seen rates double.
- Other areas have seen little change or even a reduction in UCR rates since 2014.

# WHAT DO WE KNOW ABOUT UUV CRIME?

## OREGON'S LOCAL VIEW

UUV Statewide Trends in Arrests, Charges, and Convictions

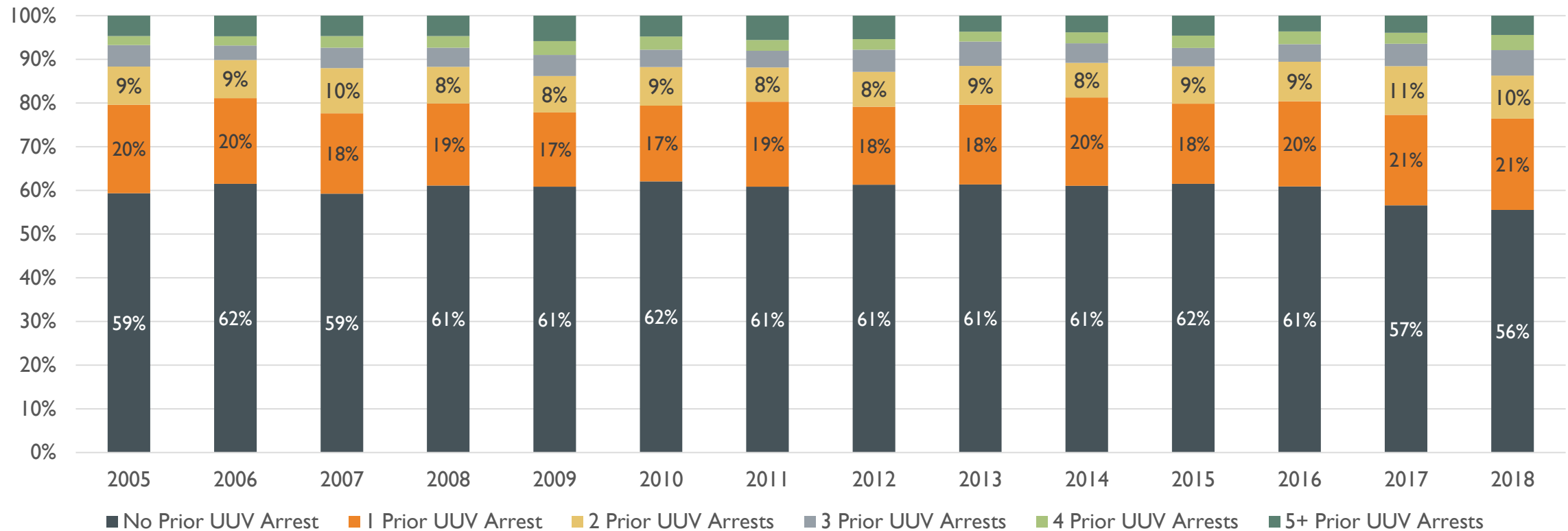


- Generally, trends in the number of arrests, charges, and convictions are highly correlated.
- Since 2014, however, the number of arrests has increased faster than the number of charges or convictions.

# WHAT DO WE KNOW ABOUT UUV CRIME?

## UUV OFFENDERS

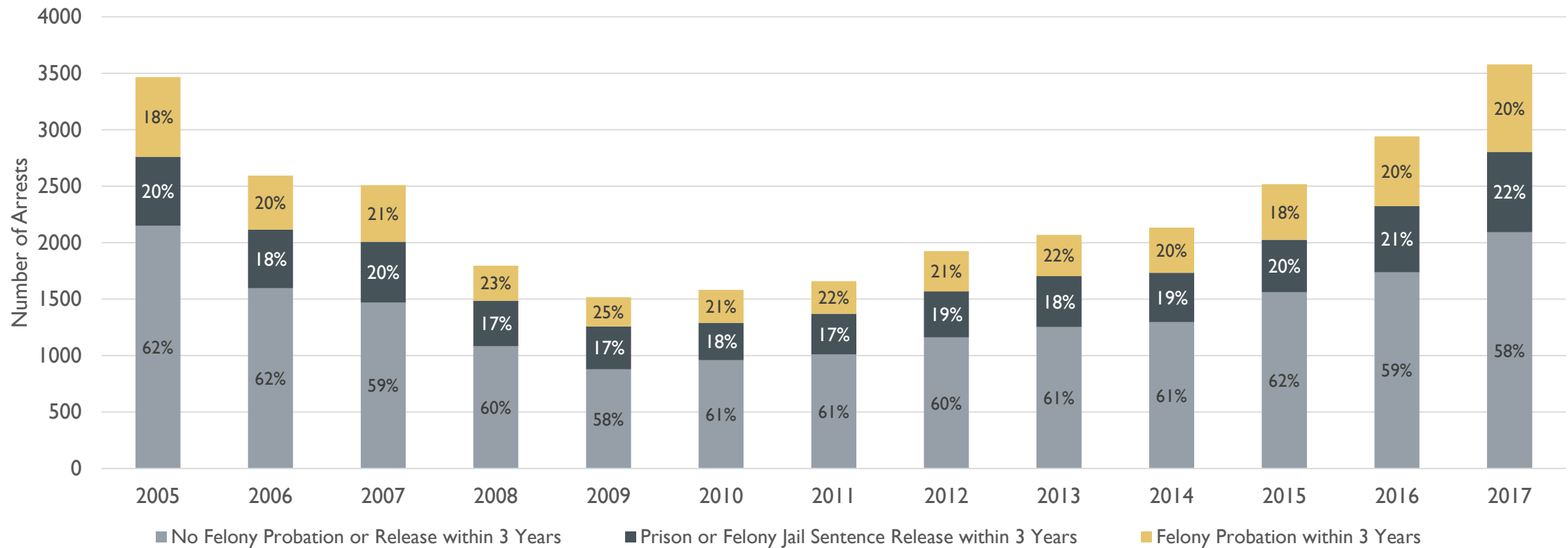
UUV Arrests  
Number of Prior UUV Arrests since 1985



# WHAT DO WE KNOW ABOUT UUV CRIME?

## UUV OFFENDERS

UUV Arrests  
Recidivating Events







# FUTURE PLANS FOR UUV RESEARCH



# FUTURE PLANS FOR UUV RESEARCH

- Members of the CJC Research Team have begin to meet on an ad hoc basis with various stakeholders to gather more detail on the crime of UUV as well as observed trends, including members of law enforcement, district attorneys and defense attorneys, community corrections, victims, etc.
- These meetings have provided context about issues such as:
  - The use of stolen cars as a means of temporary transportation
  - The influence of market forces on stolen goods associated with UUV crimes
  - The seasonality of UUV crime trends and types of cars stolen
  - The role played by smart keys
  - Geographic clusters and trends in UUV crimes

# FUTURE PLANS FOR UUV RESEARCH

- The CJC Research Team is seeking out alternative sources of quantitative data relevant to the UUV discussion.
  - DMV data regarding the distribution of different years/makes/models of cars
  - Internal law enforcement databases
  - Insurance industry data
- CJC also foresees the possibility of incorporating qualitative data beyond general interviews (previous slide), including systematic qualitative interviews of:
  - UUV offenders
  - Victims
  - Law Enforcement Personnel and Command Staff
  - District Attorneys and Defense Attorneys
  - DOC and Community Corrections staff