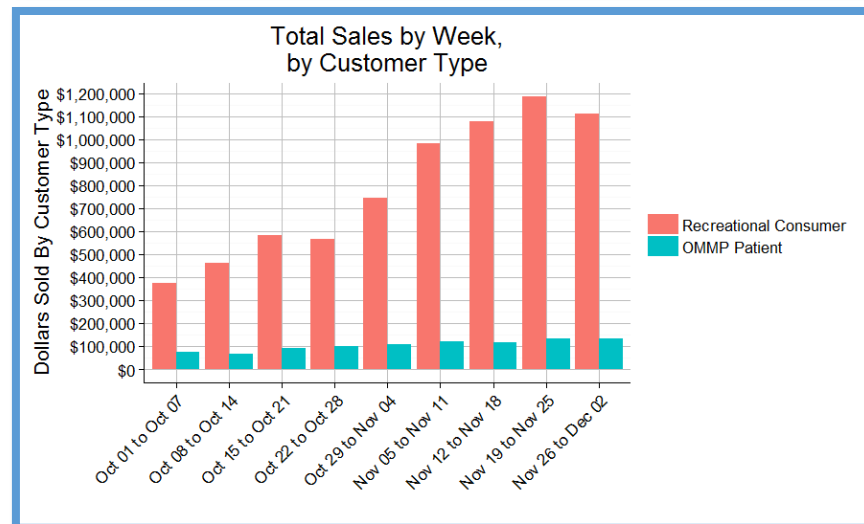
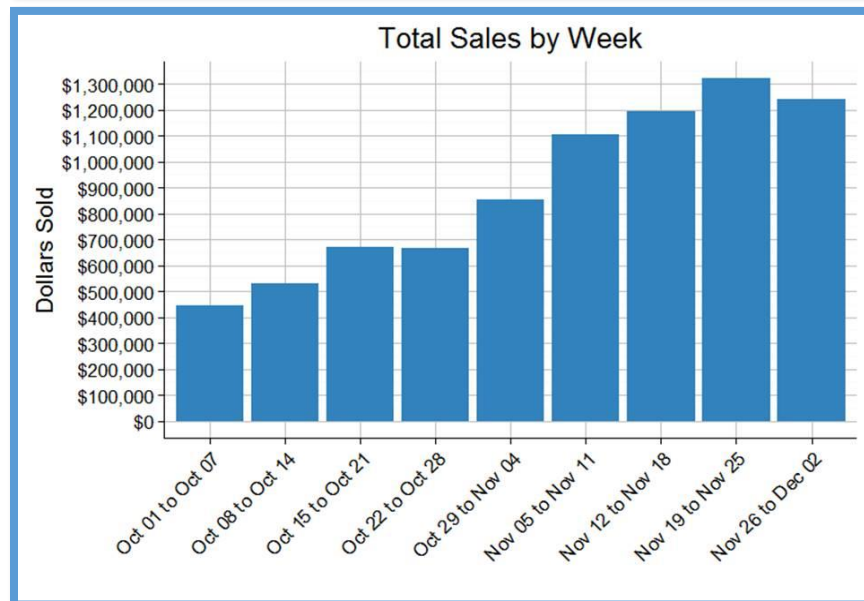
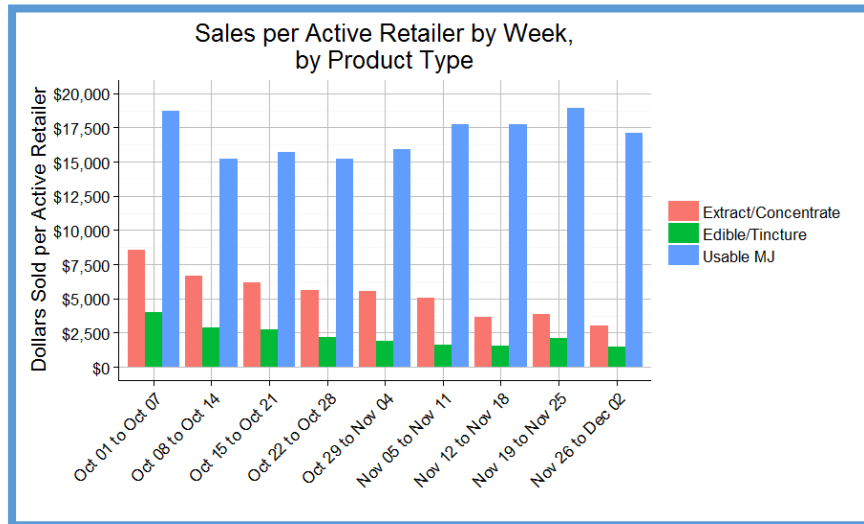


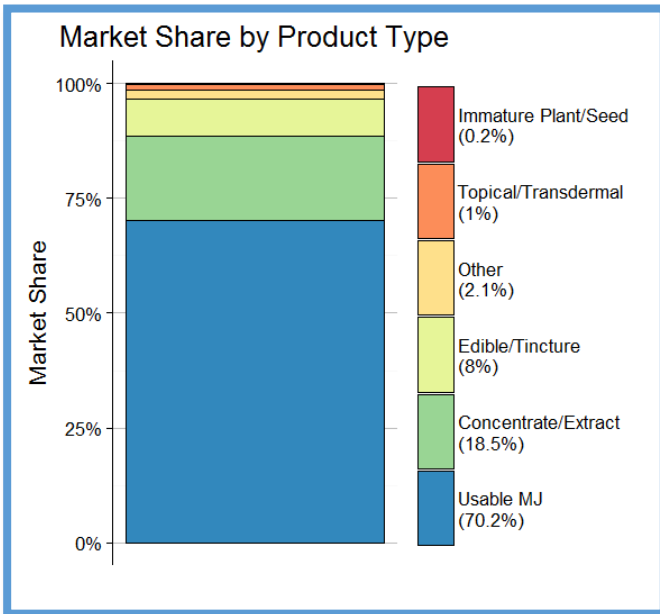
OLCC Recreational Marijuana Statistics – Cannabis Tracking System (CTS)

October 1, 2016 through December 9, 2016



OLCC Recreational Marijuana Statistics – Cannabis Tracking System (CTS)

October 1, 2016 through December 9, 2016



Packaging and Labeling		
Application Status	Packages	Labels
New	0	11
Resubmission Required	47	75
Waiting on Licensure	229	113
Under Review	0	3
Approved	681	350

Recreational and Medical Sales	
Total Sales	\$9,400,000
Recreational Sales	\$8,300,000
Medical Sales	\$1,100,000
Medical Sales (percentage of total sales)	11.70%

Cannabis Tracking System	
Licensees in System:	455
Number of Harvests:	13,300
Wet Weight Harvested (Lbs)	1,900,000
Sales	\$ 9,400,000

Testing	
Test Status	Number of samples
Waiting Testing	1,270
Test Passed (includes retest)	1,500
Test Failed (includes retests)	95