


REVISING POVERTY FOR STATE SCHOOL FUND

UPDATE HISTORY AND GOALS
MICHAEL WILTFONG
OREGON DEPARTMENT OF EDUCATION



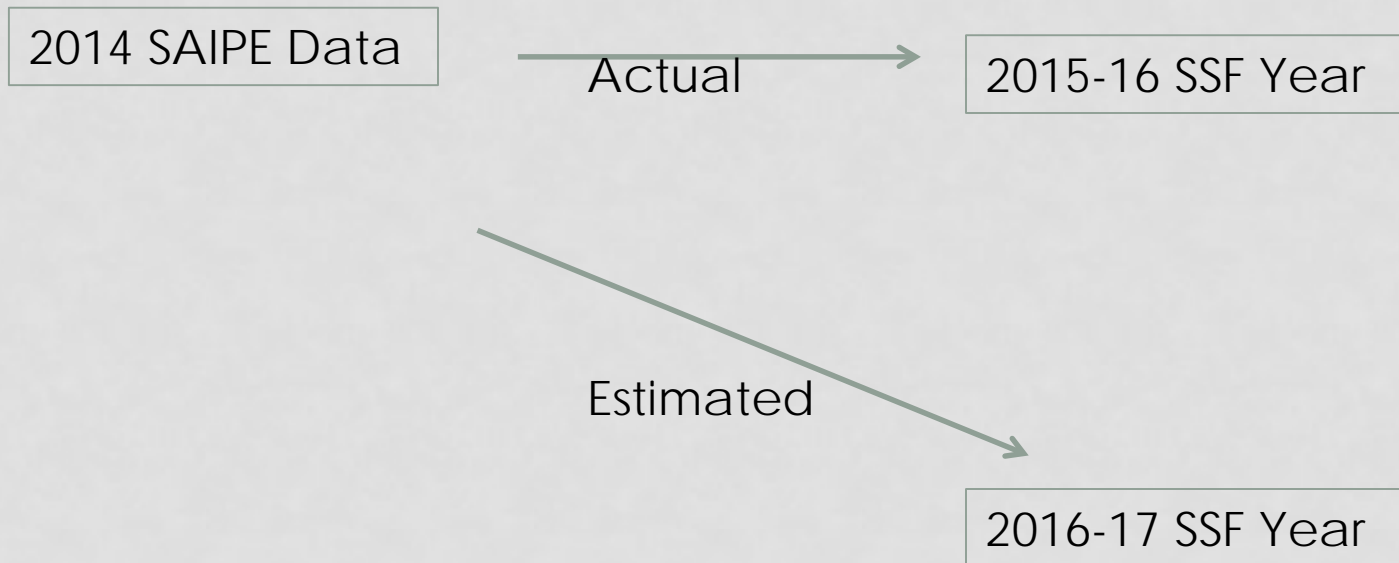
HISTORY

- 2000 Census Data
- Population change was only change
- No change for poverty severity

CURRENT

- Small Area Income Poverty Estimate (SAIPE)
 - Published by U.S. Census Bureau
 - ORS 327.013(1)(c)(A)(v)(I) requires U.S. Census data
 - U.S. Census updates annually
 - Accounts for both population and economic status change
 - Statistical model using both survey and administrative data

CURRENT: UPDATE SCHEDULE



- Ensures that accurate data is used
- Helps with stability as only two updates in a given school year

CASE STUDY #1: POVERTY REDUCTION 2015-16 ESTIMATES

Weight	December 2015 Estimate	April 2016 Estimate	Difference
ADMr	10,049.00	10,118.73	69.73
Special Ed.	1,178.27	1,184.41	6.14
Special Ed Cap Waiver	155.40	155.40	0.00
ELL	280.00	297.79	17.79
Pregnant and Parenting	25.00	30.05	5.05
Poverty	599.60	469.79	-129.81
Foster Care	21.50	26.50	5.00
xADMw	13,010.79	12,963.16	-47.63

CASE STUDY #2: POVERTY INCREASE 2015-16 ESTIMATES

Weight	December 2015 Estimate	April 2016 Estimate	Difference
ADMr	1,770.00	1,678.93	-91.07
Special Ed.	185.00	184.00	-1.00
Special Ed Cap Waiver	0.00	0	0.00
ELL	185.00	168.72	-16.28
Pregnant and Parenting	4.00	3.89	-0.11
Poverty	102.18	158.82	56.64
Foster Care	0	0	0
xADMw	2,247.18	2,197.86	-49.32

FUTURE

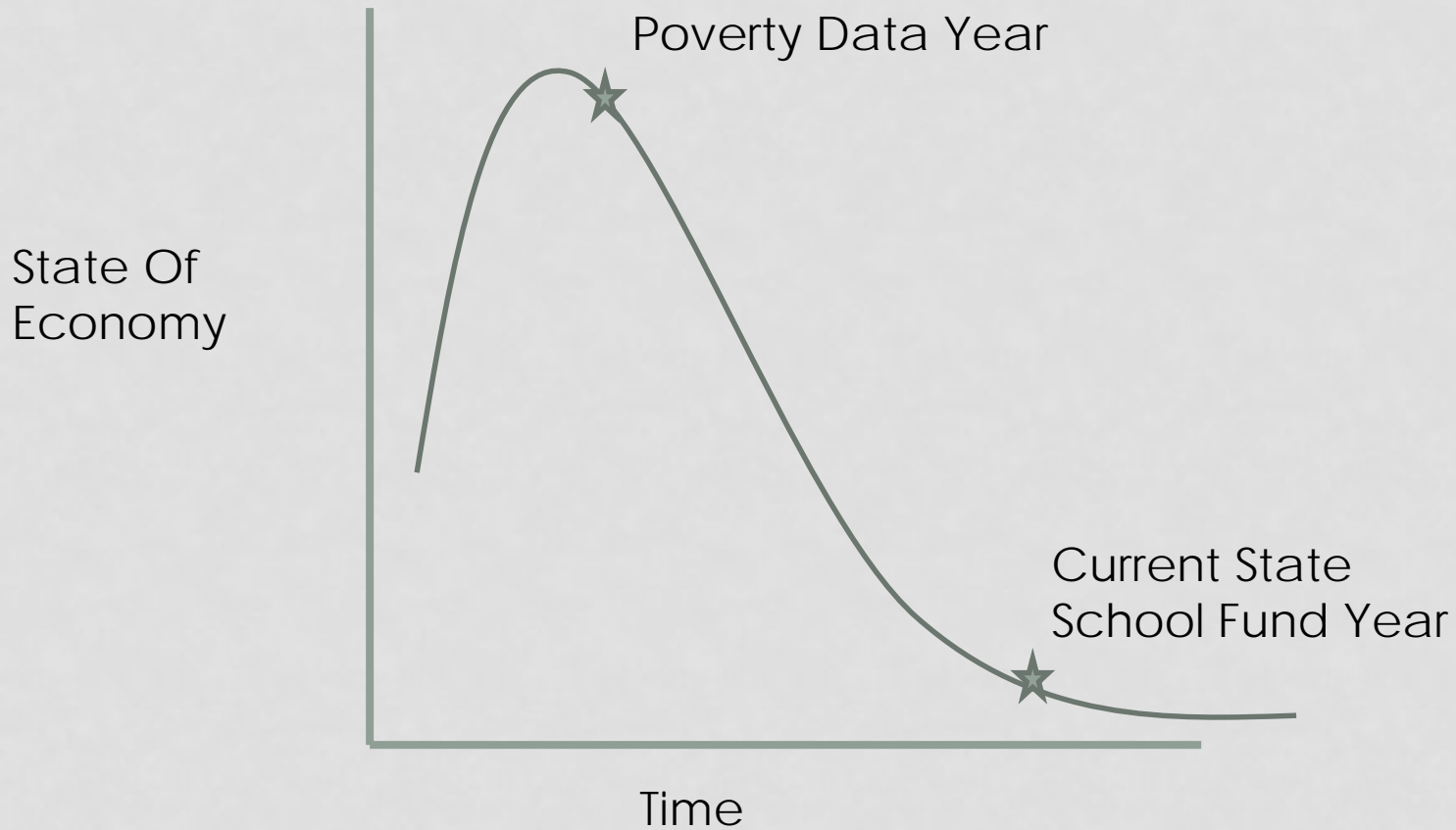
- Tension between predictability and stability (no updates) and accuracy (frequent updates)
- Currently update twice in state school fund year
- May only update once

2014 SAIPE Data

Actual

2016-17 SSF Year

FUTURE: CAUTION



QUESTIONS?